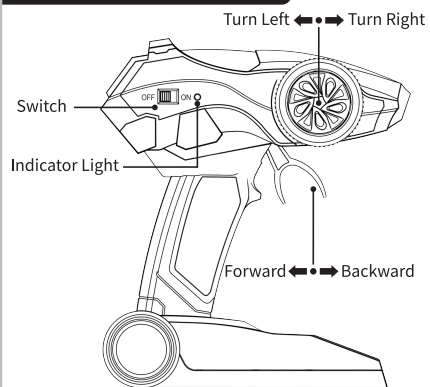


2-in-1 Rc Amphibious Car Instruction 8+ AGES

Please read the instruction carefully before operation and keep it for future reference, The picture of the product on the manual is for reference only, should be follow by the real products.

Introduction of Transmitter



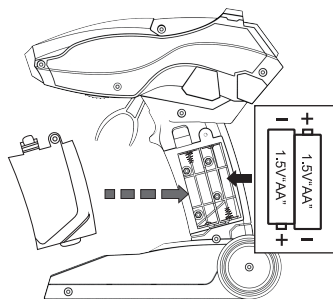
Frequency Matching

This product uses 2.4ghz frequency. Please install the battery of the car and the transmitter before playing.

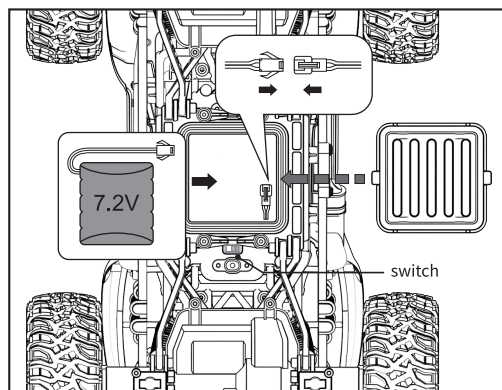


First, turn on the power supply of the car and transmitter. The transmitter automatically searches for the frequency and the indicator light flashes. When the transmitter indicator light Extinguish, means match successful. All functions of the transmitter can be used normally. If the car does not respond, turn off the car and transmitter Power the device and re-operate the frequency set step again.

Transmitter, Car installation instructions

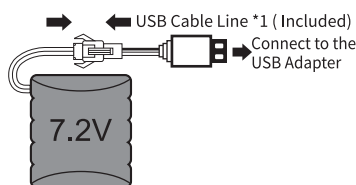


Transmitter: 2*1.5V AA(not included)



Car: 1*7.2V Rechargeable battery(included)

Battery charging instructions



7.2V Li-Po Battery *1(Included)

Battery and charging notes

- The car uses 1*7.2V lithium battery and transmitter uses 2* 1.5V "AA" non-rechargeable batteries.
- Non-rechargeable batteries cannot be charged;
- The rechargeable battery can only be charged under adult supervision; Don't let your child recharge his or her own batteries.
- Do not mix with new or different types of batteries.
- Intelligence can only be used in recommended batteries or equivalent batteries.
- Please remove the battery with low power in time.
- No short circuit at the power end.
- Do not disassemble or throw batteries into fire or water to avoid accidents.
- The rated input voltage of the USB charging cable must use DC5V. The charger adapter should use the adapter with input: 110-220V-50/60Hz 0.5a and output: 5-0.5-1.5a for charging. The fast charger cannot be used for charging.
- During the charging process, the USB charging line and the battery will be lukewarm, which is a normal phenomenon.
- The battery should be removed from the toy when charging, and the battery should be taken before cleaning the toy; Toys cannot be connected to more power than recommended.
- The USB charging cable must be checked regularly for any damage caused by missing wires, plugs and other cases; If damage is found, discontinue use until repair is complete; The product can only use the recommended USB charging cable, USB charging cable is not a toy.
- Please pay attention to polarity when installing or replacing batteries.
- Toys should be fully installed before being used in water.

Car Function Operation

