

HDMI Audio Extractor And Signal Booster – AC1741



User Manual

Package

HDMI Audio Extractor

USB Power Cable

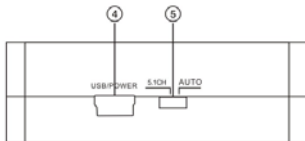
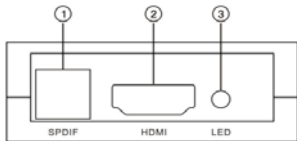
3.5mm to RCA cable

Operation Manual

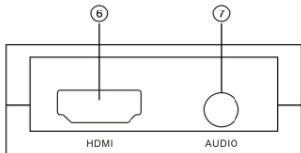
Specifications

Frequency Bandwidth	2.97Gbps
Input Ports	1 x HDMI Female ports.
Output port	1 x HDMI Female port, 1x Toslink, 1x Earphone
HDMI Audio Output	PCM2, 5.1, 7.1CH, Dolby 5.1, DTS5.1, D-TrueHD,
Power Supply	5V DC, 500ma (Not supplied, sold separately)
ESD Protection	Human Body Model: $\pm 8kV$ (air-gap discharge) $\pm 4kV$ (contact discharge)

Operation controls and Functions



- 1) **SPIDF (Digital) Output:** Connect to an amplifier using optical fiber cable Toslink cable.
- 2) **HDMI Input:** This socket connects from the HDMI source, i.e. DVD, game console, etc.
- 3) **Power LED:** This red LED illuminate when the device is connected to an active HDMI source.
- 4) **Power Input:** This input does not to be connect to any power for standard operation.
- 5) **Switch:** Select 5.1CH, AUTO audio mode based on the Audio format.



6) HDMI Output: This socket connects to a HDTV or monitor with HDMI cable.

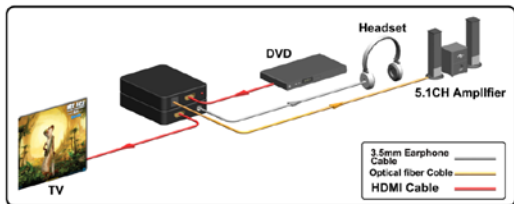
7) Audio (Analogue) Output: Connect to an amplifier using 3.5mm stereo cable.

Power Input & HDMI Extender Feature Note;

To extend HDMI signal up to 20m, a power supply is required that has an output rating of, 5V DC 500mA. And it is suggested the cable be 24AWG or higher.

As this unit will operate, as an Audio Extractor, without the use of a power adaptor.

Application Example



IMPORTANT:

- Never attempt to open, repair or modify any part of this unit or its accessories.
- Never get any part of the device or its accessories wet.
- Failure to adhere to these points will result in a void of warranty.